

PURPLE TODDLER HAT

by Anne Mende

The size is made for toddlers (2-3 years).

circumference: 15,7 inch (40cm); stretches up to 18 inch (46cm); *length:* 7 inches (18cm).

To achieve a larger or smaller size just add/leave away a multiple of 4sts in the width and a multiple of 4 or 8 rows in the length (4rows are half a pattern).



Materials:

Gauge in lace pattern: 26 rows and 20 sts = 4 inches

Maincolour (MC): 50g worsted weight yarn in purple; e.g. Malabrigo worsted (Malabrigo Yarns), Wool of the andes (knitpicks) or Superlana (Lana Grossa). The wool used in the pictures is Superlana in purple (27)

If you want a two-coloured rib:

Contrasting colour (CC): 5g worsted weight yarn with colour course

4 knitting needles 4.5mm (US 7)

Description:

With MC cast on 80sts. Join them in the round, be careful not to twist stitches.

Knit 1 round with MC.

Work a *k1,p1* rib with either only MC or, if you like the two-coloured version, work knitted sts with MC and purled sts with CC. Repeat in pattern for 7 rows.

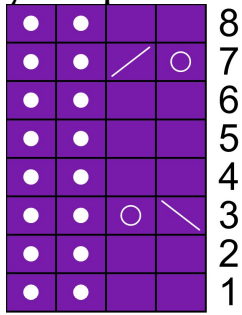
Cut off CC. Work eyelet pattern (chart below) 7 times. Bind off stitches with 3 needle bind off.




Tassels:

If you like to add tassels at the edges, wrap MC yarn around your 4 fingers loosely about 15-20 times. The loops should measure about 4inches (8inches in the round).

Cut yarn 10inches next to the loops and wrap it tightly around the center part. Fold at the center and wrap around tightly half an inch beneath the fold. Secure with a knot and pull remaining yarn up through the tassels "head" with a tapestry needle. Sew on. Repeat for the 2nd tassel.

eyelet pattern:



Yarn	Stitches
	yo
	ssk
	k2tog

Rounds 1-2: K2, p2.
Round 3: Ssk, yo, p2.
Rounds 4-6: K2, p2.
Round 7: Yo, k2tog, p2.
Round 8: K2, p2.

Stitch Glossary

k2tog

Knit 2 stitches together.

ssk

Slip 2 stitches knitwise, then knit slipped stitches together.

yo

Wrap the working yarn over the right needle, from front to back (counter-clockwise).